
IchigoJam
by Jig.jp
VIDEO
CN6
R1
R2
R3
R4
S1
SW2
★LED1
VDO1
VDO2
IN1
IN2
IN3
IN4
VCC
GND
OUT1
OUT2
OUT3
OUT4
BTN
LED
CN4
★IC2
KBD1
SCL
KBD2
SOUND
ISP
RESET
GND
VCC
XIN
XOUT
OUT5
OUT6
TXD
RXD
CN3
★IC1
C1
C2
X1
CN5
5V
SDA
SCL
3.3V
GND
C3
C4
SW1
ON
OFF
PS/2
KBD
CN2
CN1
PWR


IchigoJam
TV Monitor
USB Keyboard
Simulation Button
Simulation LED
After connecting all together, power on!!
Power Plug
Power On/Off

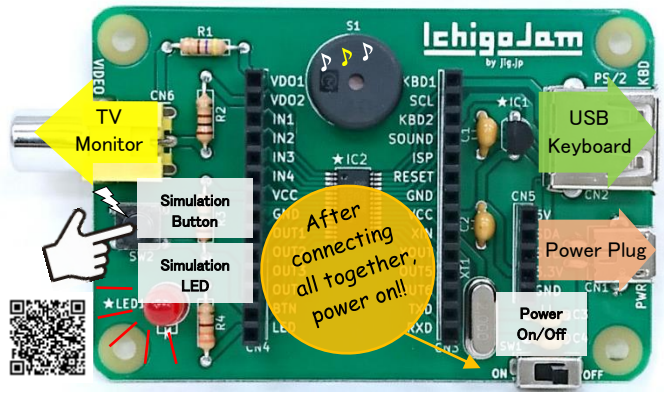
IchigoJam
TV Monitor
USB Keyboard
Simulation Button
Simulation LED
After connecting all together, power on!!
Power Plug
Power On/Off

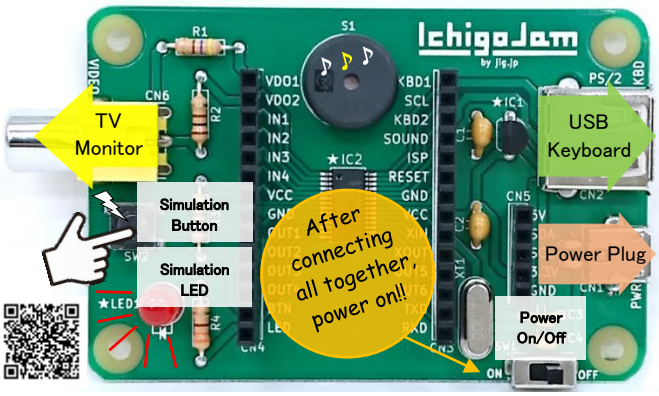
IchigoJam
TV Monitor
USB Keyboard
Simulation Button
Simulation LED
After connecting all together, power on!!
Power Plug
Power On/Off

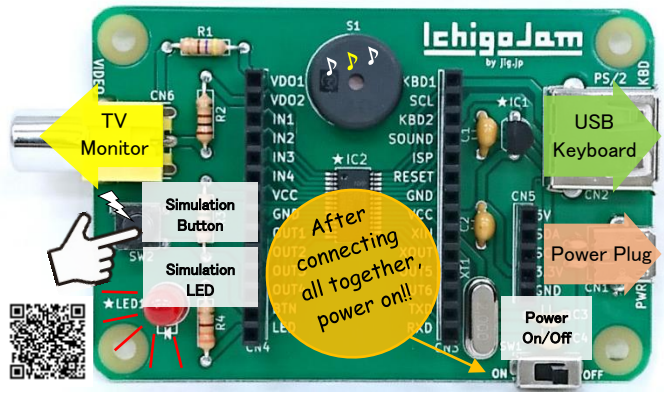
IchigoJam
TV Monitor
USB Keyboard
Simulation Button
Simulation LED
After connecting all together, power on!!
Power Plug
Power On/Off

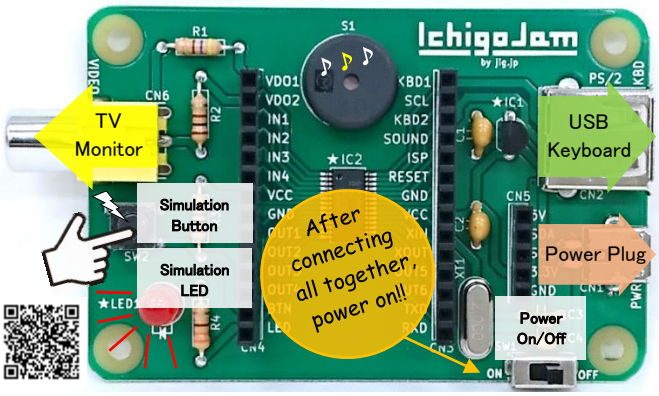
IchigoJam
TV Monitor
USB Keyboard
Simulation Button
Simulation LED
After connecting all together, power on!!
Power Plug
Power On/Off

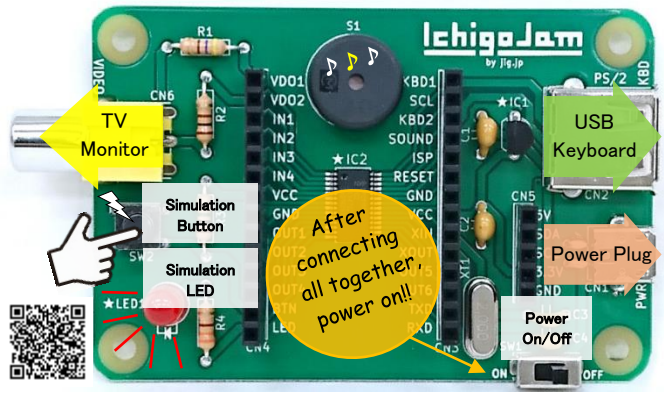
IchigoJam
TV Monitor
USB Keyboard
Simulation Button
Simulation LED
After connecting all together, power on!!
Power Plug
Power On/Off


IchigoJam
TV Monitor
USB Keyboard
Simulation Button
Simulation LED
After connecting all together, power on!!
Power Plug
Power On/Off

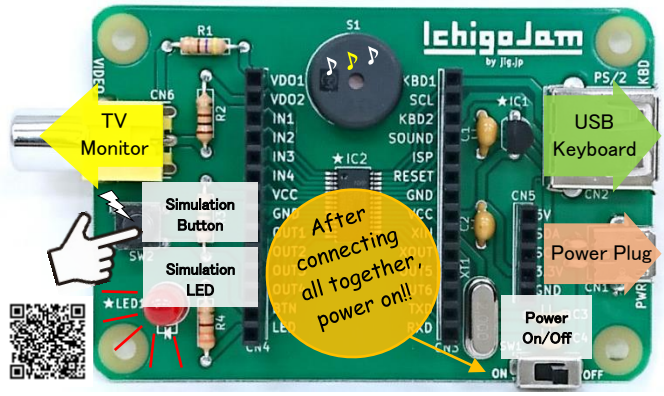
IchigoJam
TV Monitor
USB Keyboard
Simulation Button
Simulation LED
After connecting all together, power on!!
Power Plug
Power On/Off

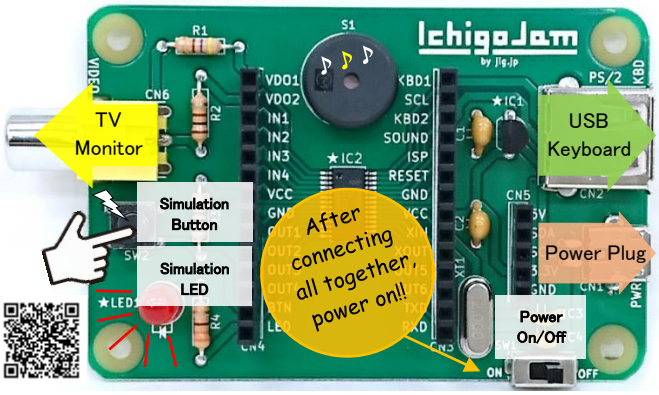
IchigoJam
TV Monitor
USB Keyboard
Simulation Button
Simulation LED
After connecting all together, power on!!
Power Plug
Power On/Off


IchigoJam
TV Monitor
USB Keyboard
Simulation Button
Simulation LED
After connecting all together, power on!!
Power Plug
Power On/Off